

A close-up, black and white photograph of a metal mesh or grate. The mesh consists of a grid of small, rectangular openings. A diagonal bar, possibly a support or part of a mechanism, runs across the lower-left portion of the frame, creating a strong sense of depth and perspective. The lighting is dramatic, highlighting the texture and metallic sheen of the material.

OTIS

| NCE/NCT Prima

A profile that's modern, a design that's enduring.

The sleek profile of the NCE Prima escalator and NCT Prima Trav-O-Lator® moving walk is due in part to the balance between the proportions of the truss and the balustrade and partly to the elegant sweep of the elongated newel.

Practical in conception, the Prima line maintains a traditional aesthetic while embodying a degree of design flexibility.

A clear glass balustrade combines with one of a wide number of truss claddings. The silver grey aluminium decking is offset by a jet black or stainless steel skirt panel and, similarly, by a jet black or silver grey handrail entry box.

Flexibility of step and pallet aesthetics is assured by a range of finishes while a choice of aluminium combs and combplates allow the components to complement one another.

Engineered to the very highest standards, the NCE and NCT Prima line embraces all the singular features of Otis escalators and Trav-O-Lator® moving walks which in turn reflect a timeless aesthetic appeal.




STEP TYPES


- ① Jet black, powder-coated aluminium (standard)
- ② Natural finished aluminium
- ③ Silver grey, powder-coated aluminium
- ④ Linished silver grey, powder coated aluminium

LIGHTING (OPTIONAL)

- ① Understep lighting
- ② Comb lighting
- ③ Intermittent LED skirt panel lighting
- ④ Continuous LED skirt panel lighting
- ⑤ LED skirt panel lighting in deflector
- ⑥ Spot LED skirt panel lighting
- ⑦ Balustrade illumination
- ⑧ Traffic flow light



Prima



HANDRAIL ENTRY BOX

- ① Jet-black, powder-coated steel (standard)
- ② Silver grey, powder-coated steel

INNER AND OUTER DECKING

Silver grey, powder-coated aluminium



①



HANDRAIL

Black synthetic rubber

BALUSTRADE

- ① Clear glass
- ② Glass with engraved logo

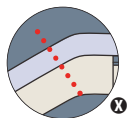
- ✕ Joints perpendicular to step
- ✓ Joints perpendicular to floor



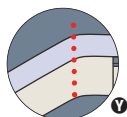
①



②



✕



✓

SKIRT PANEL


- ① Jet black, powder-coated steel (standard)
- ② G2 finish stainless steel



①


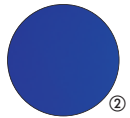



②



COMB/COMBPLATE

- ① Jet black aluminium (standard)
- ② Natural aluminium
- ③ Aluminium with logo (not shown)



TROLLEY BUMPER

Lozenge-shaped pads and a reinforced handrail entry box protect the NCT Prima moving walk from the impact of trollies.



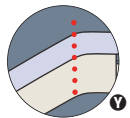
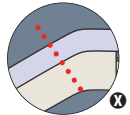
OPERATION PANELS

- ① Control device (standard - not shown)
- ② Operation panel on lower landing
- ③ Operation panel on upper landing

NCT Prima moving walk



EXTERIOR CLADDING





- ① Grey, powder coated steel (standard)
- ② Capri blue, powder coated steel
- ③ G2 finish stainless steel
- ④ G5 finish stainless steel
- ⑤ Clear glass

Not shown

- ⑥ G10 mirror stainless steel
- ⑦ Milk glass
- ⑧ Mirror glass
- ⑨ To customer specification

Note: Panel joints are perpendicular to the step as standard for the steel, stainless steel and glass finishes and perpendicular to the floor as an option for the steel and stainless steel finishes (see X and Y).



①

②

③

PALLETS

- ① Linished silver grey, powder-coated aluminium
- ② Jet black powder-coated aluminium
- ③ Silver grey, powder-coated aluminium